

Special Circumstances for Student Ratings of Courses and Teaching – Fall 2020

Web Administration

Due to the COVID-19 pandemic and the shift to delivering instruction via varying methods (In-person, Online, Hybrid, Hyflex), Fall 2020 Student Ratings of Courses and Teaching forms were administered via the web for the first time at Skidmore. Students received emails during the final two weeks of classes (November 9 to 22) asking them to complete the Ratings forms. In addition, The Dean of Faculty's Office sent pre-notification emails about the process to students and faculty the week before.

Response Rates

The overall response rate, as usual, was calculated using all courses where the response rate is > 0%. Twelve (12) courses with no responses (a total of 18 students enrolled) were excluded. The final overall all-College response rate for Fall 2020 was 51.5% (6,277 responses/12,196 enrollments). Although this is lower than the response rates Skidmore obtained via paper forms for past terms (between 89-92%), anecdotal information suggests that many institutions administering ratings online have response rates between 40-55%. The Fall 2020 term response rate is within the range of student response rates that Skidmore College attains in traditional online surveys (NSSE, etc.). When viewing the response rates at the course section level, 43% of course sections had a response rate below 50%. Three-quarters (74%) of courses had a response rate between 30-69%.

Response Rate	Course Sections (N)	Course Sections (%)
0%	12	2%
10-19%	14	2%
20-29%	47	6%
30-39%	102	13%
40-49%	156	20%
50-59%	188	24%
60-69%	136	17%
70-79%	72	9%
80-89%	33	4%
90-99%	7	1%
100%	22	3%
Grand Total	789	100%

Faculty Vote

The faculty voted on a motion presented by CEPP at the Oct 2, 2020 Faculty Meeting.

MOTION: *The Committee on Educational Policies and Planning (CEPP) moves that Student Ratings and Feedback surveys (i.e., all-college quantitative forms and departmental long forms) be administered online in Fall 2020, and, furthermore, that the results of these Student Ratings and Feedback forms be provided not only to instructors but also to department chairs and program directors, and, when appropriate, ATC, PC, and the college administration.*

The motion to administer Student Ratings online was passed by majority vote. The motion to distribute results to department chairs, program directors, ATC, PC and the college administration failed. Course section results will therefore be distributed only to the faculty member teaching each course section. As there will be no scanning of paper forms (that work was done in the first half of January in the past), a byproduct of web administration is that results should be distributed to faculty slightly earlier than before.

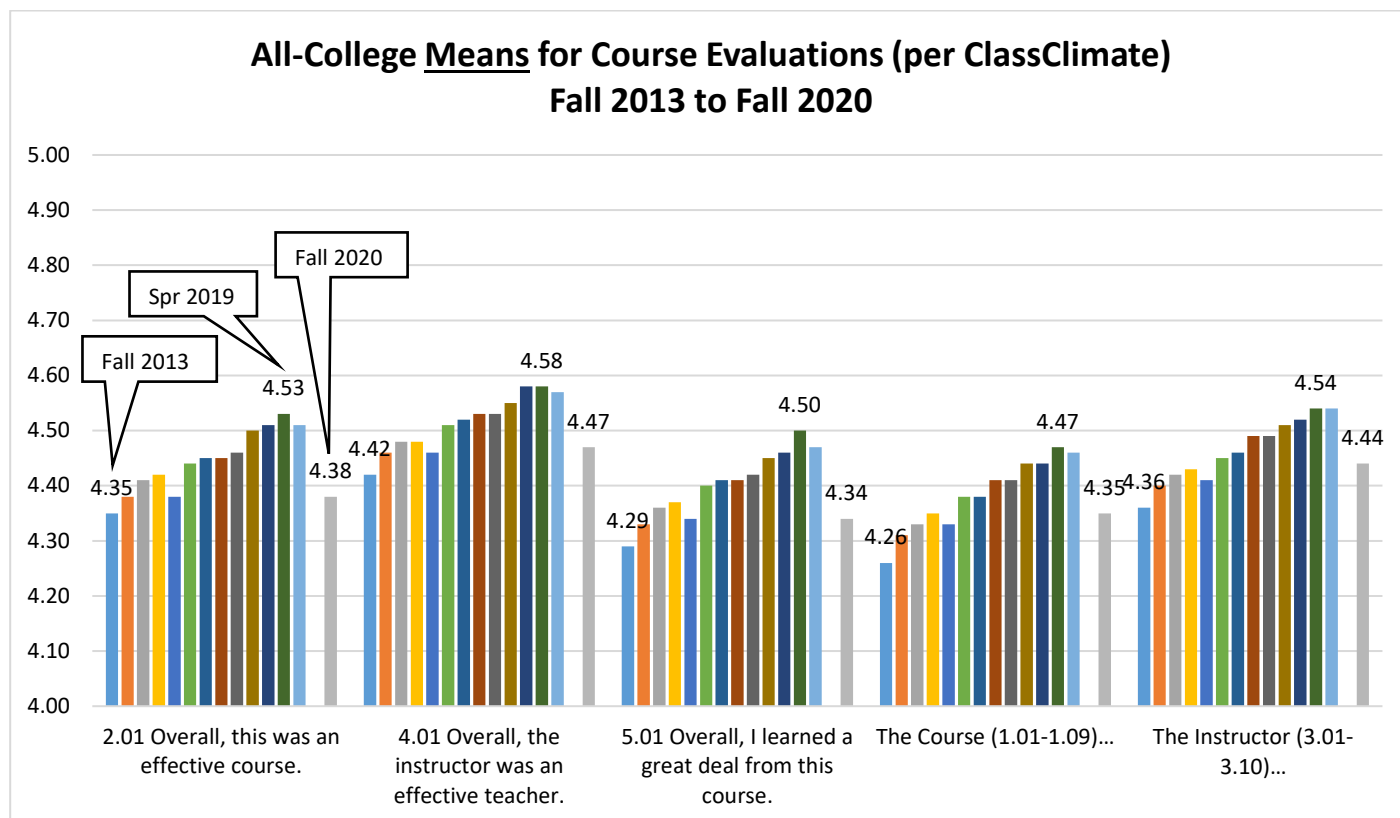
Please see the CEPP statement regarding Student Ratings and pandemic conditions. CEPP encourages faculty to keep the following statement in their records.

<https://www.skidmore.edu/cepp/documents/Stmnt-Regarding-Student-Ratings-Pandemic-Conditions-101920.pdf>

All-College Report

The standard overall Fall 2020 All-College Report follows this preface. When comparing overall question results from Fall 2020 (web administered; lower response rate) to a 3-year prior fall average (paper administered), all-College means in Fall 2020 are -0.08 to -0.11 lower (see table). The Fall 2020 all-College overall question means were not lower than any single prior administration of the current form, first administered in Fall 2013 (see graph), though, due to a trend of slightly increasing means between Fall 2013 and Fall 2019, the Fall 2020 means are closer to those observed in year two (2014-15) of the current form. Fall 2020 means for the 19 individual non-overall questions (e.g., 1.01, 1.02, 3.01, etc.) were -0.04 to -0.12 lower than the 3-year prior fall average (not shown).

All-College - Means	Paper	Web	Difference
	3-Year Average (Fall 2017, Fall 2018, Fall 2019)	Fall 2020	
2.01 Overall, this was an effective <u>course</u> .	4.49	4.38	-0.11
4.01 Overall, the instructor was an effective <u>teacher</u> .	4.56	4.47	-0.09
5.01 Overall, I <u>learned</u> a great deal from this course.	4.45	4.34	-0.11
The Course (1.01-1.09)...	4.44	4.35	-0.09
The Instructor (3.01-3.10)...	4.52	4.44	-0.08



All College - Fall 2020 (51.5% Response Rate)

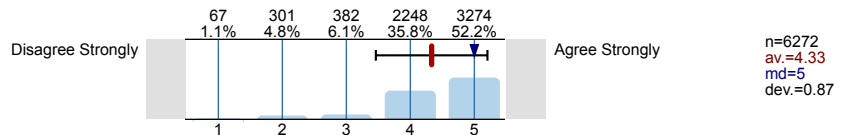
No. of responses = 6277



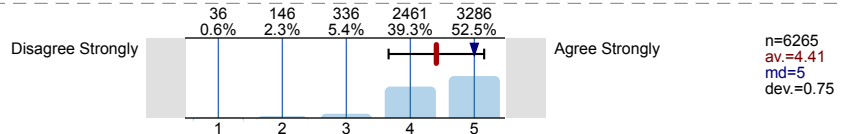
Survey Results

1. The Course...

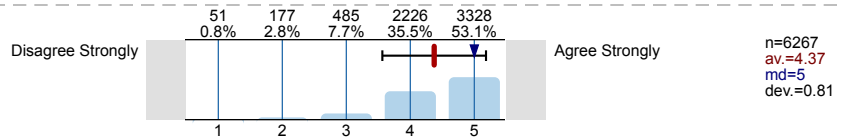
1.1) content was well organized.



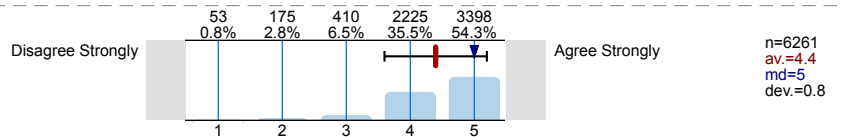
1.2) objectives were met.



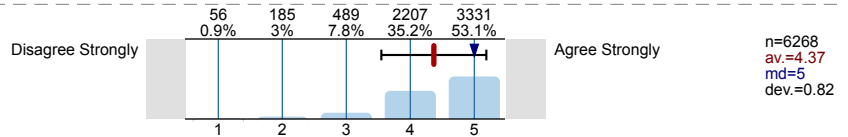
1.3) materials (e.g., readings, handouts, videos) contributed to my learning.



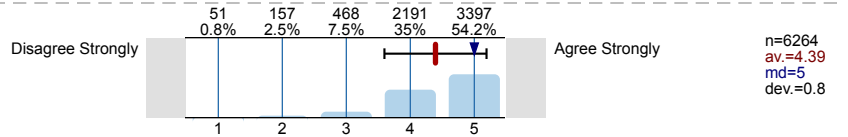
1.4) helped me learn concepts and methods.



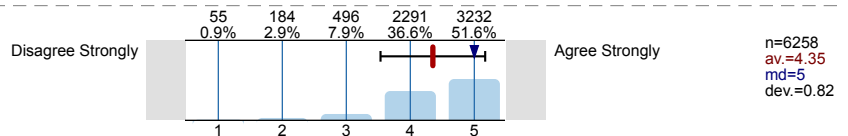
1.5) improved my ability to communicate clearly about the subject.



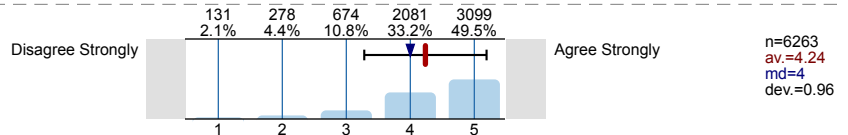
1.6) enabled me to think independently about the subject matter.



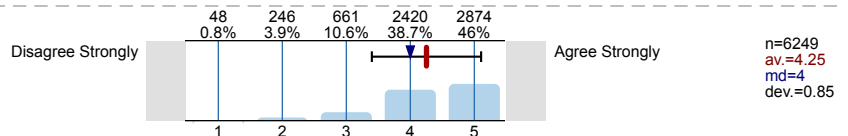
1.7) assignments helped me achieve the course objectives.



1.8) feedback I received helped me achieve the course objectives.

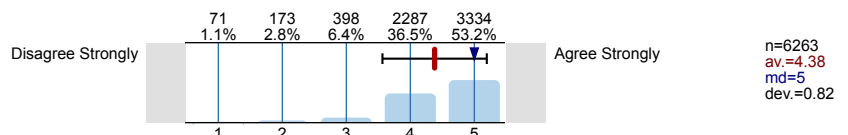


1.9) was challenging.



2. Course Overall

2.1) Overall, this was an effective course.



3. The Instructor...

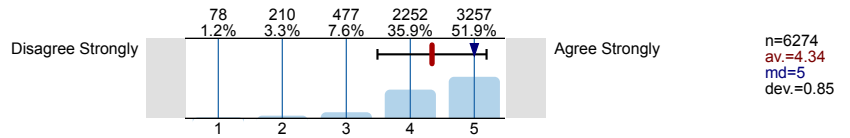


4. Instructor Overall



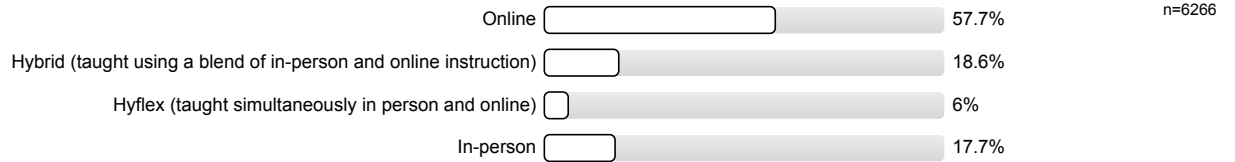
5. Learning Overall

5.1) Overall, I learned a great deal from this course.




6. Student Information


6.1) At the beginning of the semester, how was this course listed?




6.2) Which best describes the way you took this course?




6.3) Which best describes this course for you? (*answer all that apply*)




6.4) Your desire to enroll in this course was:



6.5) How many hours per week did you devote to this course?



6.6) What is your expected grade in the course?




n=6260

Profile

Compilation: All College - Fall 2020 (51.5% Response Rate)

Values used in the profile line: Mean

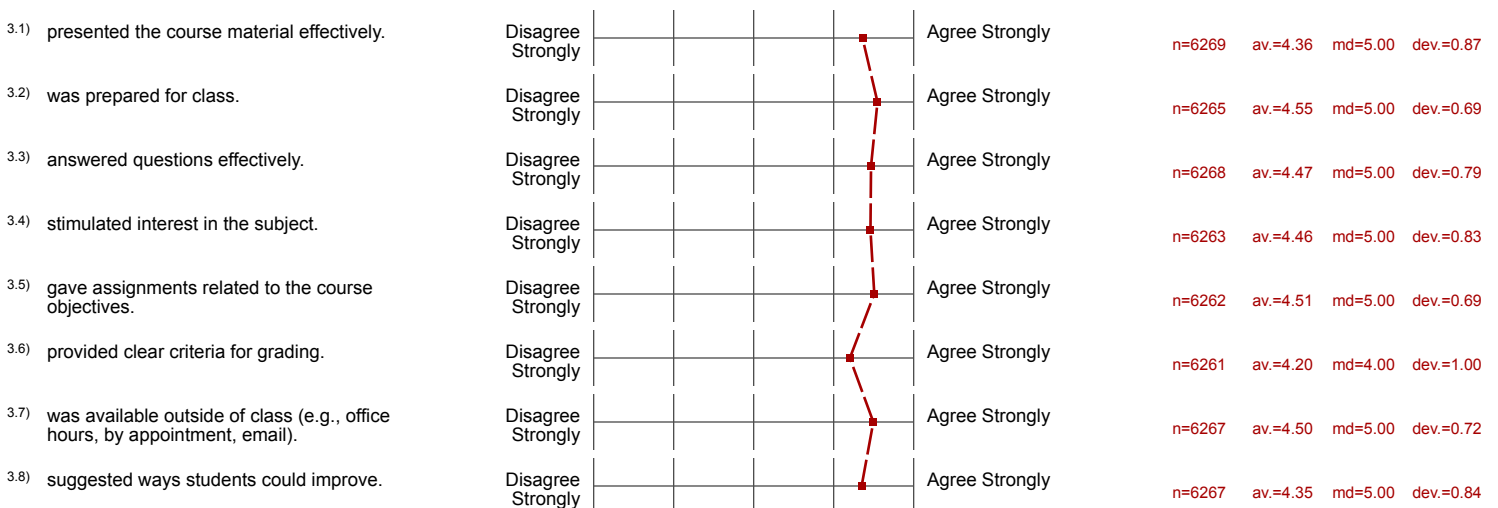
1. The Course...




2. Course Overall



3. The Instructor...



3.9) fostered an environment of respect in the classroom.	Disagree Strongly		Agree Strongly	n=6254	av.=4.55	md=5.00	dev.=0.71
3.10) set high standards for students.	Disagree Strongly		Agree Strongly	n=6241	av.=4.45	md=5.00	dev.=0.74

4. Instructor Overall

4.1) Overall, the instructor was an effective teacher.	Disagree Strongly		Agree Strongly	n=6252	av.=4.47	md=5.00	dev.=0.80
--	-------------------	---	----------------	--------	----------	---------	-----------

5. Learning Overall

5.1) Overall, I learned a great deal from this course.	Disagree Strongly		Agree Strongly	n=6274	av.=4.34	md=5.00	dev.=0.85
--	-------------------	---	----------------	--------	----------	---------	-----------

Profile Line for Indicators

Compilation: All College - Fall 2020 (51.5% Response Rate)

