

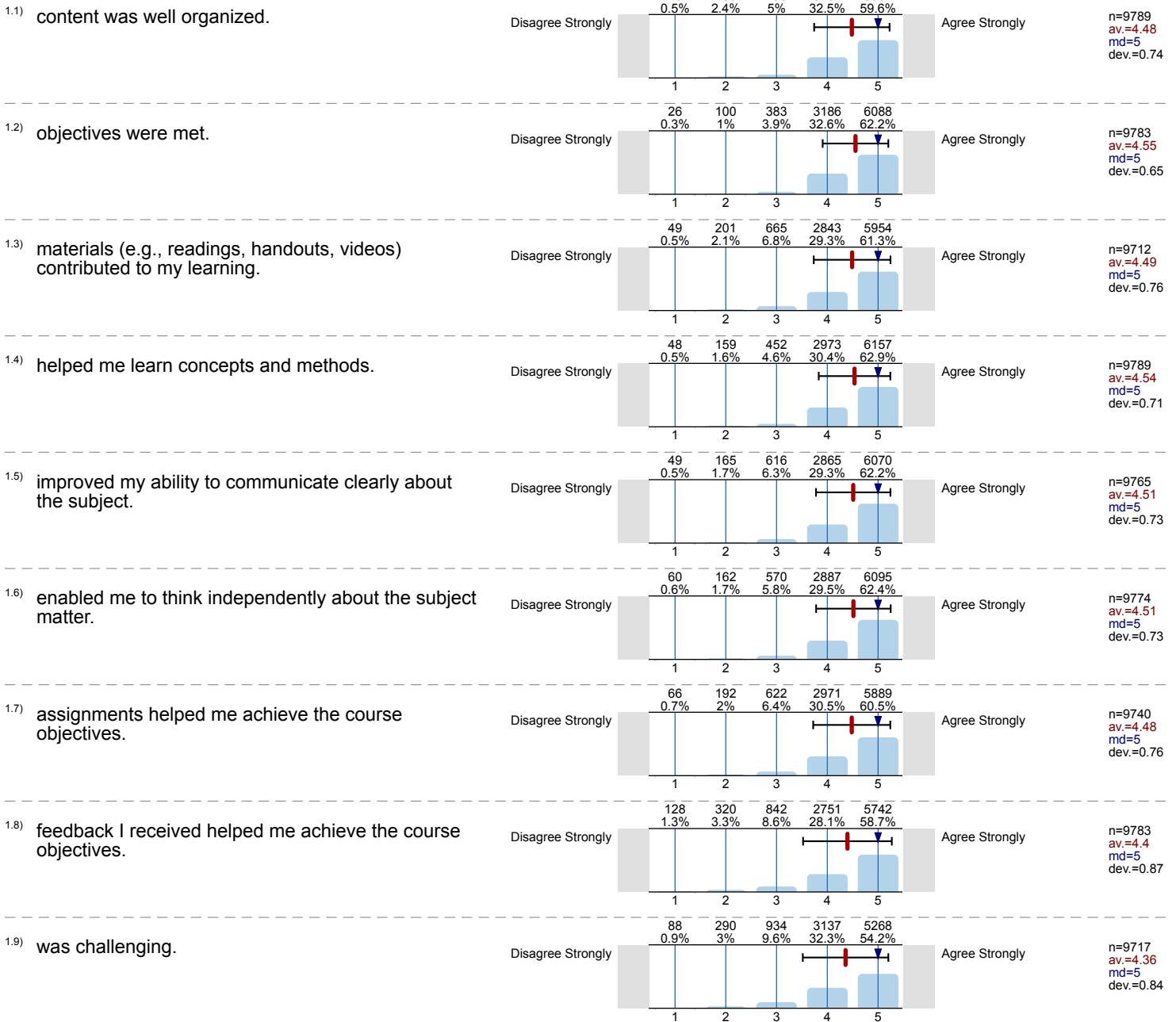
All College - Spring 2023 (88.1% Response Rate)

No. of responses = 9936

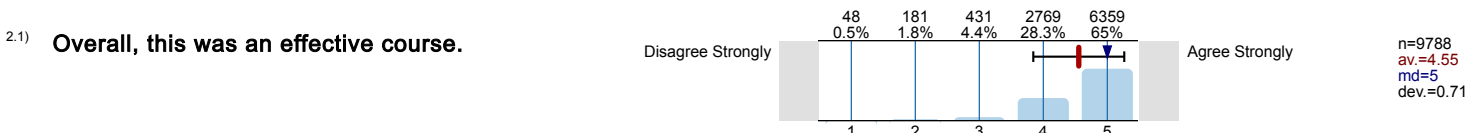


Survey Results

1. The Course...



2. Course Overall



3. The Instructor...

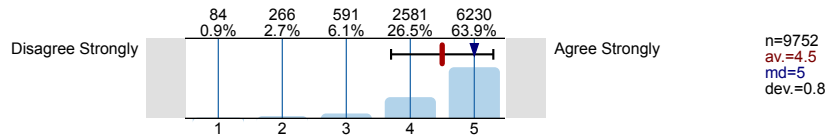


4. Instructor Overall




5. Learning Overall

5.1) Overall, I learned a great deal from this course.

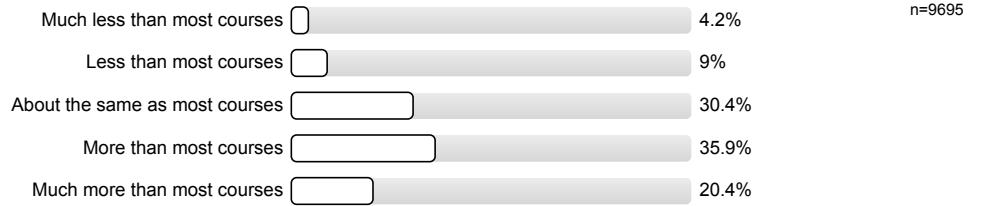


6. Student Information

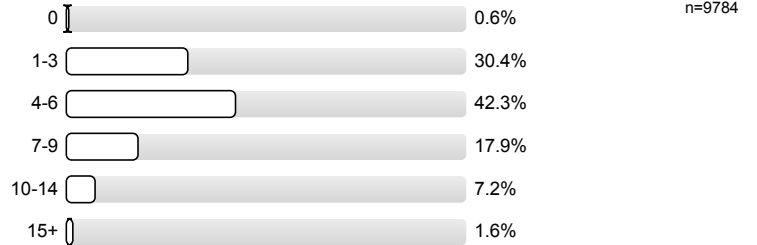
6.1) Which best describes this course for you? (answer all that apply)



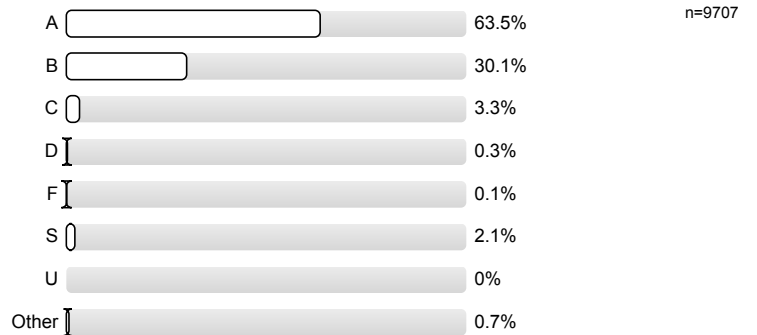
6.2) Your desire to enroll in this course was:



6.3) How many hours per week did you devote to this course?



6.4) What is your expected grade in the course?



Profile

Compilation: All College - Spring 2023 (88.1% Response Rate)

Values used in the profile line: Mean

1. The Course...

Item	Disagree Strongly	Disagree	Neutral	Agree	Agree Strongly	n	av.	md	dev.
1.1) content was well organized.						9789	4.48	5.00	0.74
1.2) objectives were met.						9783	4.55	5.00	0.65
1.3) materials (e.g., readings, handouts, videos) contributed to my learning.						9712	4.49	5.00	0.76
1.4) helped me learn concepts and methods.						9789	4.54	5.00	0.71
1.5) improved my ability to communicate clearly about the subject.						9765	4.51	5.00	0.73
1.6) enabled me to think independently about the subject matter.						9774	4.51	5.00	0.73
1.7) assignments helped me achieve the course objectives.						9740	4.48	5.00	0.76
1.8) feedback I received helped me achieve the course objectives.						9783	4.40	5.00	0.87
1.9) was challenging.						9717	4.36	5.00	0.84

2. Course Overall

Item	Disagree Strongly	Disagree	Neutral	Agree	Agree Strongly	n	av.	md	dev.
2.1) Overall, this was an effective course.						9788	4.55	5.00	0.71

3. The Instructor...

Item	Disagree Strongly	Disagree	Neutral	Agree	Agree Strongly	n	av.	md	dev.
3.1) presented the course material effectively.						9804	4.52	5.00	0.78
3.2) was prepared for class.						9780	4.66	5.00	0.62
3.3) answered questions effectively.						9770	4.56	5.00	0.75
3.4) stimulated interest in the subject.						9766	4.56	5.00	0.77
3.5) gave assignments related to the course objectives.						9756	4.60	5.00	0.66
3.6) provided clear criteria for grading.						9776	4.38	5.00	0.93
3.7) was available outside of class (e.g., office hours, by appointment, email).						9710	4.58	5.00	0.69
3.8) suggested ways students could improve.						9760	4.48	5.00	0.78

Profile Line for Indicators

Compilation: All College - Spring 2023 (88.1% Response Rate)

