

Special Circumstances for Student Ratings of Courses and Teaching – Spring 2021

Web Administration

Due to the COVID-19 pandemic and the shift to delivering instruction via varying methods (In-person, Online, Hybrid, Hyflex), Spring 2021 Student Ratings of Courses and Teaching forms were administered via the web. Students received emails during the final two weeks of classes (April 20 to May 5) asking them to complete the Ratings forms. In addition, The Dean of Faculty's Office sent pre-notification emails about the process to students and faculty the week before.

Response Rates

The overall response rate, as usual, was calculated using all courses where the response rate is > 0%. Twenty-six (26) courses with no responses (a total of 70 students enrolled) were excluded. The final overall all-College response rate for Spring 2021 was 45.8% (5,173 responses/11,298 enrollments). Although this is lower than the response rates Skidmore obtained via paper forms for past terms (between 89-92%), anecdotal information suggests that many institutions administering ratings online have response rates between 40-55%. The Spring 2021 term response rate is within the range of student response rates that Skidmore College attains in traditional online surveys (NSSE, etc.). When viewing the response rates at the course section level, 58% of course sections had a response rate below 50%. Nearly three-quarters (72%) of courses had a response rate between 30-69%.

Response Rate	Course Sections (N)	Course Sections (%)
0%	26	3%
1-9%	3	0%
10-19%	25	3%
20-29%	86	11%
30-39%	162	21%
40-49%	152	20%
50-59%	160	21%
60-69%	75	10%
70-79%	42	5%
80-89%	19	2%
90-99%	4	1%
100%	20	3%
Grand Total	774	100%

Faculty Vote

The faculty voted on a motion presented by CEPP at the March 5, 2021 Faculty Meeting.

MOTION: CEPP moves that Student Ratings and Feedback surveys (i.e., all-college quantitative forms and departmental long forms) be administered online in Spring 2021 and the results made available to instructors only; and that individual instructors may share the results of their Student Ratings and Feedback surveys at their discretion.

The motion was voted on and passed by majority vote (after voting results were tallied over the weekend). Course section results will therefore be distributed only to the faculty member teaching each course section after the grade deadline has passed. As there will be no scanning of paper forms, a byproduct of web administration is that results should be distributed to faculty slightly earlier than before.

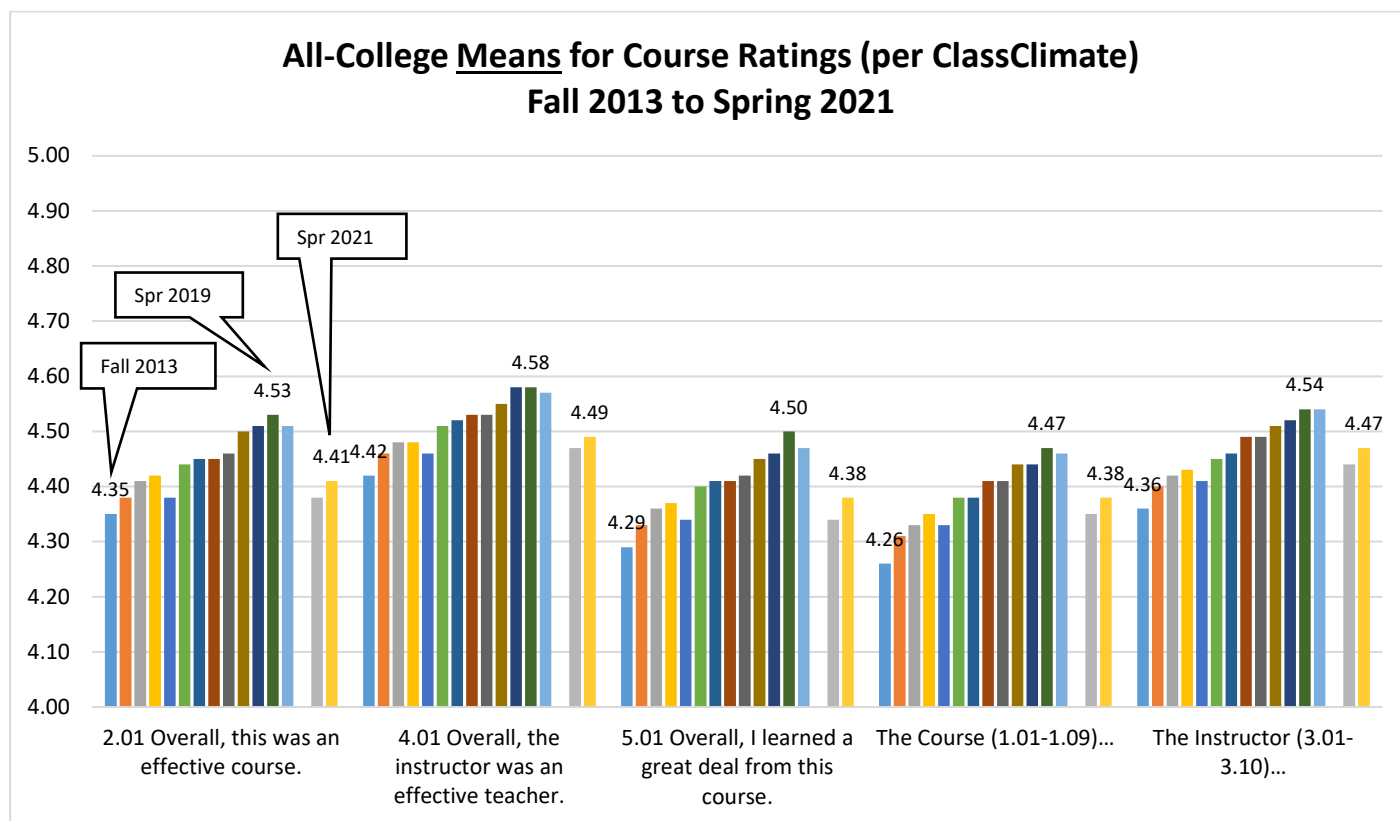
Please see the CEPP statement regarding Student Ratings and pandemic conditions. CEPP encourages faculty to keep the following statement in their records.

<https://www.skidmore.edu/cepp/documents/Stmt-Regarding-Student-Ratings-Pandemic-Conditions-101920.pdf>

All-College Report

The standard overall Spring 2021 All-College Report follows this preface. When comparing overall question results from Spring 2021 (web administered; lower response rate) to a 3-year prior spring average (paper administered), all-College means in Spring 2021 are -0.04 to -0.08 lower (see table). The Spring 2021 all-College overall question means were not lower than any single prior administration of the current form, first administered in Fall 2013 (see graph), though, due to a trend of slightly increasing means between Fall 2013 and Spring 2019, the Spring 2021 means are closer to those observed in year two (2014-15) of the current form.

All-College - Means			
	Paper	Web	Difference
	3-Year Average (Spr 2017, Spr 2018, Spr 2019)	Spring 2021	
2.01 Overall, this was an effective <u>course</u> .	4.49	4.41	-0.08
4.01 Overall, the instructor was an effective <u>teacher</u> .	4.55	4.49	-0.06
5.01 Overall, I <u>learned</u> a great deal from this course.	4.45	4.38	-0.07
The Course (1.01-1.09)...	4.44	4.38	-0.06
The Instructor (3.01-3.10)...	4.51	4.47	-0.04



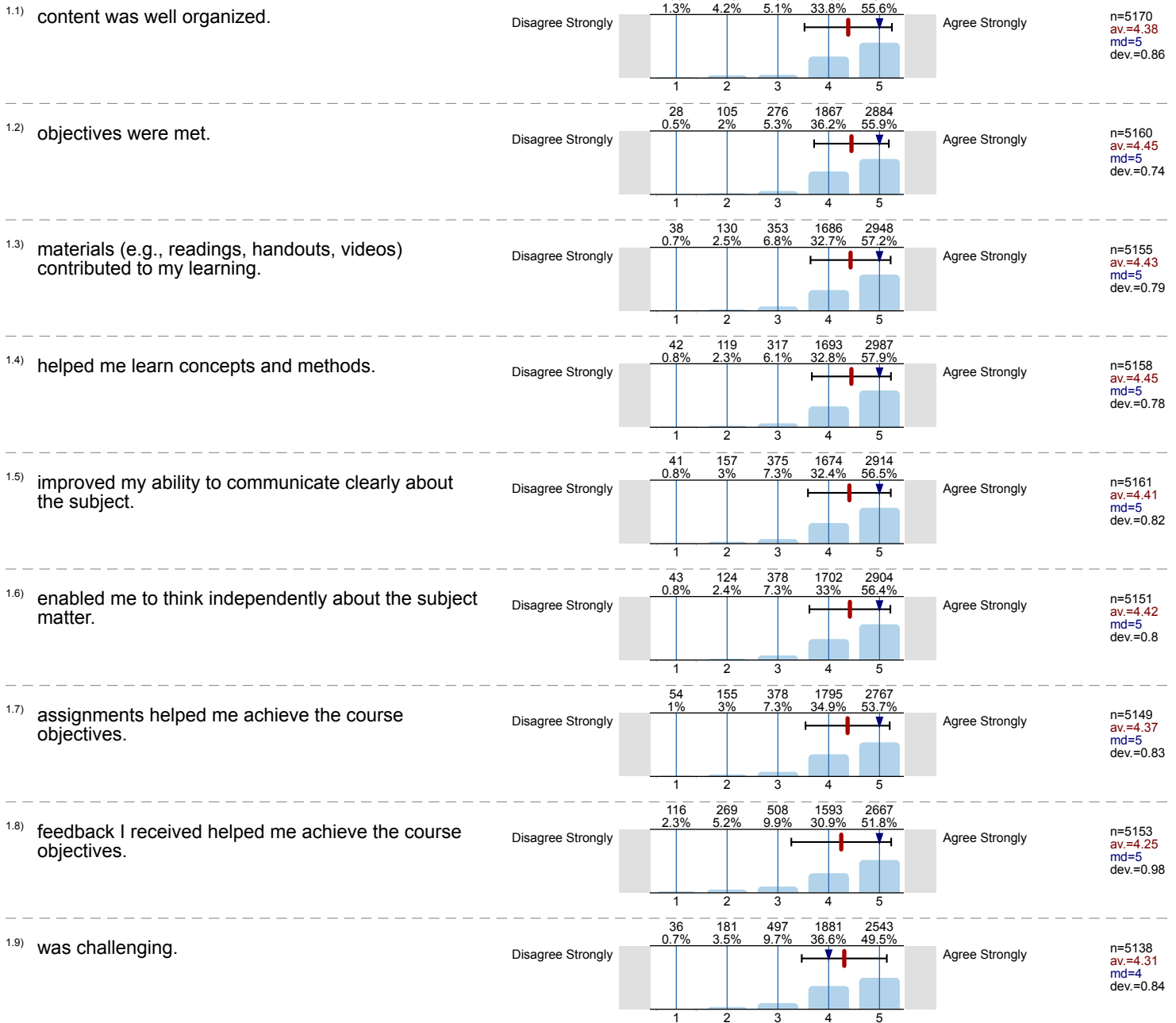
All College - Spring 2021 (45.8% Response Rate)

No. of responses = 5173



Survey Results

1. The Course...



2. Course Overall



3. The Instructor...

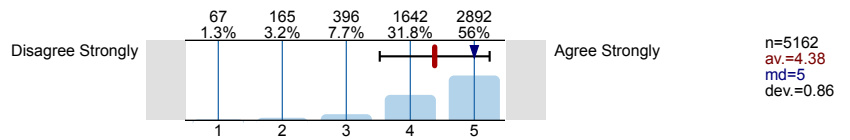


4. Instructor Overall



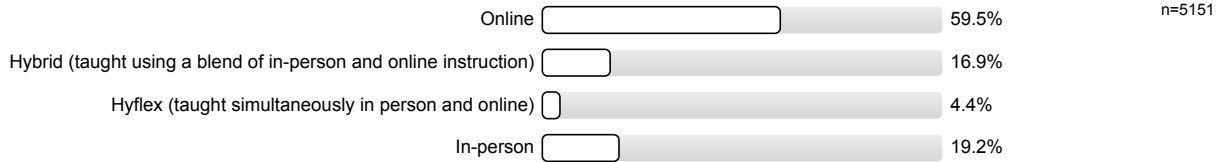
5. Learning Overall

5.1) Overall, I learned a great deal from this course.




6. Student Information


6.1) At the beginning of the semester, how was this course listed?




6.2) Which best describes the way you took this course?




6.3) Which best describes this course for you? (*answer all that apply*)




6.4) Your desire to enroll in this course was:



6.5) How many hours per week did you devote to this course?



6.6) What is your expected grade in the course?




n=5141

Profile

Compilation: All College - Spring 2021 (45.8% Response Rate)

Values used in the profile line: Mean

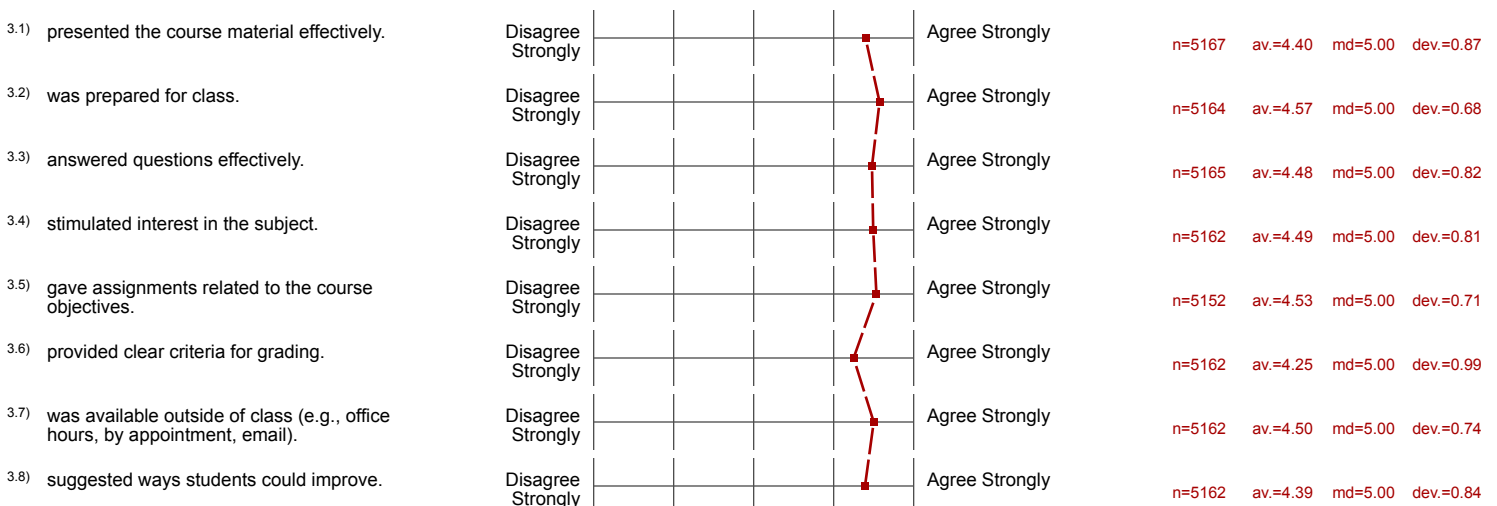
1. The Course...





2. Course Overall



3. The Instructor...



3.9) fostered an environment of respect in the classroom.	Disagree Strongly  Agree Strongly	n=5162 av.=4.57 md=5.00 dev.=0.71
3.10) set high standards for students.	Disagree Strongly  Agree Strongly	n=5150 av.=4.49 md=5.00 dev.=0.72


4. Instructor Overall

4.1) Overall, the instructor was an effective teacher.	Disagree Strongly  Agree Strongly	n=5160 av.=4.49 md=5.00 dev.=0.82
--	--	-----------------------------------

5. Learning Overall

5.1) Overall, I learned a great deal from this course.	Disagree Strongly  Agree Strongly	n=5162 av.=4.38 md=5.00 dev.=0.86
--	--	-----------------------------------

Profile Line for Indicators


Compilation: All College - Spring 2021 (45.8% Response Rate)

